

Як почати навчання
учню на
ПЛАТФОРМІ
spark

Registration successful!

Please Sign in to access the platform.

Home

App Store Preview



Online Practice - NGL

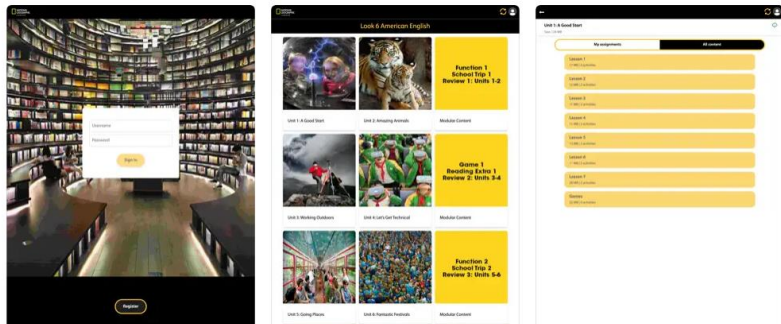
Cengage Learning

Designed for iPad

★★★★ 4.0 • 1 Rating

Free

Screenshots iPad iPhone

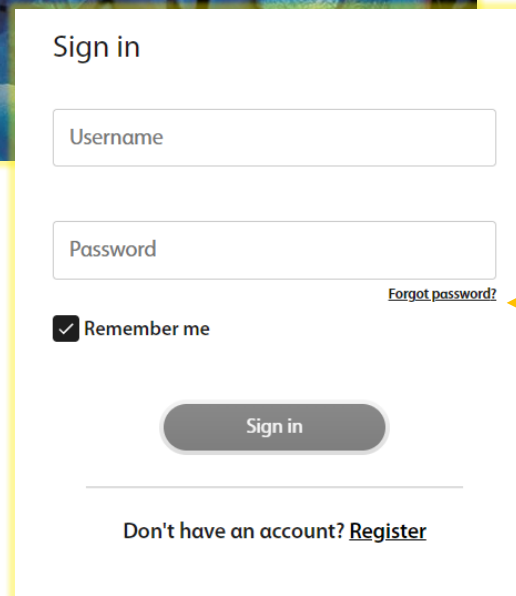
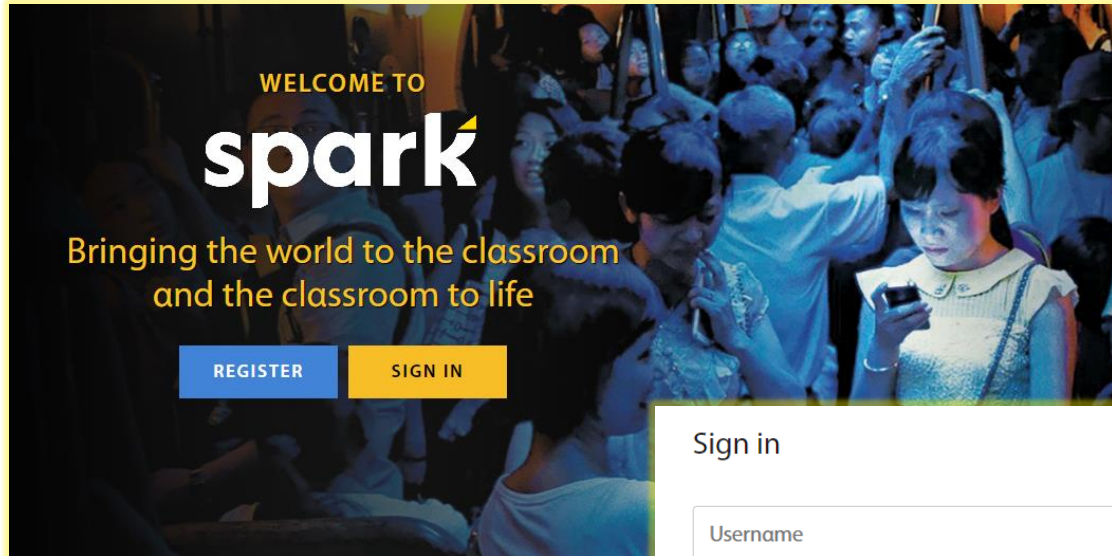


Після вдалої реєстрації та перед початком навчання встановіть додатки на свої гаджети.

Таким чином ви завжди й всюди зможете мати швидкий доступ до платформи Spark.

Зверніть увагу! Як зареєструватись, можна переглянути в інструкції [«Як активувати учню код учня на платформі Spark»](#).



A screenshot of the "Sign in" form on the Spark website. The form is white with a yellow border. It contains the following elements: a "Sign in" title, a "Username" input field, a "Password" input field, a "Remember me" checkbox which is checked, a "Forgot password?" link, a "Sign in" button, and a "Don't have an account? Register" link. A yellow arrow points from the "Forgot password?" link to the text in the adjacent list.


Користуєтеся браузером?

1. Зайдіть на сайт learn.eltngl.com
2. Оберіть **Sing in** та введіть ваш логін й пароль.

Зверніть увагу! Якщо ви забули свій пароль:

- 1) використайте функцію **Forgot password?** та введіть свою пошту. На неї прийде лист для зміни пароля.
- 2) або зверніться до свого викладача для редагування вашого профілю в **User Management**.

Active Courses Expired Courses

Course Name ▲	Course start date ▲	Course end date ▲
 Voices Elementary	03/Feb/2024	01/Feb/2074



Join a course

Course key	Teacher Name	Subscription ends
ND3QKGP8	Yana Sverdluk, Iryna Ma...	07/Feb/2025

Давайте витратимо хвилину на знайомство з кабінетом учня.

У активованому курсі ви можете побачити:

- ✓ Назву курсу
- ✓ Дату його початку
- ✓ Дату закінчення
- ✓ Ключ до курсу, виданий викладачем
- ✓ Ім'я викладача
- ✓ Кінцеву дату вашого доступу до даного курсу


Unit  
Unit 1: Who am I?

Video Activities 2	Reading Activities 2	Pronunciation Activities 2
Listening Activities 2	Vocabulary Activities 4	Communication Activities 1
Writing Activities 3	Progress Check Activities 11	


У **Practice** ви можете переглянути та виконати додаткові завдання, які ваш викладач ще не призначив вам для домашньої роботи.

Ці завдання не мають терміну перевірки. Вони будуть перевірені автоматично тільки після того, як ви натиснете **Submit**.

Active Assignments Expired Assignments

 **Voices - Tuesday, Thursday**


Unit 1 - Assignment 2
Unit 1: Hello!
Due date: 21/Apr/2024, 23:59
23 days left

Score: 60% Progress: 

Unit 1 - Assignment 2 Score: 60% Progress: 100%

Due date: 21/Apr/2024, 23:59
23 days left

Activities (1)

Activity	Score	Attempts
 1D Communication 1	3/5	1

Це ваша домашня робота, призначена викладачем. Вона відповідає вашим індивідуальним навчальним цілям та може мати обмеження в часі.

Після виконання ви побачите свої результати та кількість спроб біля кожної вправи.

Зверніть увагу! Вправи можна виконувати і без з'єднання з інтернетом. Вони будуть перевірені та відправлені викладачу одразу після відновлення з'єднання.

2A
Are you OK?

IN THIS LESSON, YOU:

- talk about how you feel and why
- practice listening to two conversations about how people are feeling
- comment on how you think people are feeling
- respond to good and bad news

VOCABULARY Feelings

1 Match the words in bold in the sentences to these basic meanings: **happy, tired, annoyed, bad, sad, angry, worried.**

- We left at six in the morning and didn't get back until midnight. I was **exhausted**.
- You must be **delighted** with the results. They're great.
- He says he's not **bothered** by what his boss said, but I can see it's upset him.
- I'm finding work very difficult at the moment. I feel stressed and **tense** all the time.
- His granddad's ill at the moment, so he's upset about that. He was in **tears** when I saw him.
- I'm so sorry. I feel really **guilty** about leaving you with all the work to do.
- Ask her now. She looks like she's in a **good mood**. She might say yes.
- It was good to see her enjoying herself because I know she's been a bit **down** recently.
- I was **pleasantly surprised** by the film. I really didn't expect it to be so good.
- I'm **fed up** with this weather. It's so hot you can't do anything. I just want it to stop.

2 Listen to the words from Exercise 1 and practice saying them on their own and in a phrase. Which words / phrases do you find hard to say? Practice saying them again.

3 Work in pairs. Answer the questions.

- Can you find five prepositions connected to the adjectives in bold in Exercise 1?
- Which words from Exercise 1 can you use to describe the people in the photos?
- Why might you feel exhausted?

LISTENING

4 How do you know if someone is delighted with something?

5 When might you feel tense?

6 What things might you feel guilty about?

7 What things might put you in a good mood?

8 What's the opposite of being pleasantly surprised?

9 Can you think of three things you might be fed up with? Explain why.

4 Listen to two conversations between friends. How do these people feel? Why?

- Karin
- Belinda
- Alisha

5 Listen again. Are the statements true (T) or false (F)? How do you know?

- Clara hasn't seen Karin for a while.
- Karin feels bad because he hasn't contacted Karin recently.
- Karin is quite a quiet person.
- Alisha is in the middle of her exams.
- Belinda accepts Alisha's offer to help.
- Alisha orders cake for Belinda, but not for herself.

6 Work in pairs. Discuss the questions.

- What would you do or say if a friend was upset? Would it depend on the reason?
- How do you cheer yourself up if you're a bit down?
- Are you good at sorting out problems?
- Who do you talk to if you have a problem?

7 Work in pairs. Look at the examples in the Grammar box. Answer the questions.

- What is the pattern when an adjective comes after a linking verb?
- What two patterns are possible when a clause comes after a linking verb?
- What is the pattern when a noun comes after a linking verb?

8 Complete these sentences with the correct form of the verbs in brackets. You may also need to add other words.

- Are you OK? You _____ a bit tense. (look)
- Are you alright? You _____ you've had a bit of a shock. (look)
- Is Bruna OK? She _____ disappointed when I spoke to her. (sound)
- Is Raaga alright? He _____ a bit down yesterday. (seem)
- Are you OK? You _____ you've got a cold. (sound)
- Is your friend OK there? He _____ a bit confused. (look)
- Have you seen Ana recently? She _____ so well, so relaxed when I last saw her! (look)
- Hi, You _____ you're in a good mood today. (look)

9 Match the items in Exercise 8 (1-8) with the responses (a-h).

- Yeah, I am. I've just been offered a new job and I'm delighted about it.
- Yeah, I know. She's so much better after that holiday.
- Yeah, I feel terrible. I think I may have the flu.
- I am. I'm really stressed about work and I'm exhausted.
- Oh, yeah. You're right. I'll just go and see what's going on.
- Yeah. Well, on my way here I was almost hit by a car. He's just split up with his partner and he's quite upset about it.
- Yeah, I think she expected to get a better mark as she'd studied so much.

GRAMMAR

Linking verbs

Look, seem, feel, sound, taste and smell are all linking verbs. They are used to introduce a description of the subject of a sentence or a clause. Linking verbs can be followed by different patterns.

The chocolate cake **looks** nice.
He **seemed** down.
She **looks like** she's in a good mood.
His **sounded as if** he might cry.
That **sounds like** a nightmare.
It **smells like** a hospital in here.

10 Write your own responses to the items in Exercise 8. Then work in pairs. Take turns to read out the items and give your responses.

See Grammar reference 2A.

DEVELOPING CONVERSATIONS

Response expressions

We use lots of short expressions to respond to news and we often then ask questions as well.

A: Apparently, she's quite ill and he's very worried about her.
B: Oh no! That sounds like a nightmare. What's wrong with her? Is it very serious?
A: Yeah, I'm going to need to find a new place to live.
B: What a pain! What's the problem with your current place?

11 Complete the conversations with these words.

Congratulations	Oh no	pain
relief	what a shame	Wow

- A: I'm going to Canada to study English.
B: _____! That's great! How long are you going for?
- A: I'm afraid I can't meet you tonight.
B: Oh, _____! Are you sure?
- A: Hey, I've got some big news - I'm pregnant!
B: Really? _____! When's the baby due?
A: My brother's not very well.
B: _____! I'm really sorry. I hope it's not serious.
- A: I lost my wallet somewhere last night.
B: Oh no! That's a _____! Did it have much in it?
A: I've found my wallet!
B: Phew. That's a _____! Where was it?

CONVERSATION PRACTICE

12 Think of a piece of good or bad news. Then work in pairs and have conversations similar to the ones you heard in Exercise 4. Take turns to be Student A and Student B. Use this guide to help you.

Student A	Student B
Tell B they look upset / in a good mood, etc.	Say how you're feeling.
Ask why.	Explain why.
Respond and ask extra questions.	Answer.
Offer to do something for B.	

16 Unit 2 Feelings 17

А ось і ваш цифровий підручник.

Він містить сторінки з вправами, які ви робите в класі.

Відео, аудіо та інтерактивні завдання вже вбудовані в кнопки біля них.

Справа є інструментарій з нотатками, різнокольоровими олівцями, маркерами та таймером для більш приємного та зручного навчання.



Unit 1 Assessment

 6 days and 13 hours remaining...



This is a timed test. You have 6 days 12 hours 5 minutes to complete this test.

Time:

This test can only be taken once.

Attempts:

Ensure you are connected to a power source before starting your test. A reliable internet connection is recommended.

Recommendations:

Click **Start Test** to begin.

Start Test

Incomplete

Complete


Яке навчання без тестів?
Ви маєте доступ до призначених вам тестових вправ.

Перед початком тесту ви побачите кількість часу виділеного на тест, кількість спроб та технічні рекомендації.

Призначені вам тести відображаються у вигляді списку у вкладках «Завершені» та «Незавершені».

Gradebook

Active Courses | Expired Courses

Course	Average score	Assigned Work Completed	Unassigned Work Completed	Time Spent	
 Lift 1	31%	53%	3%	8 min 02 sec	View

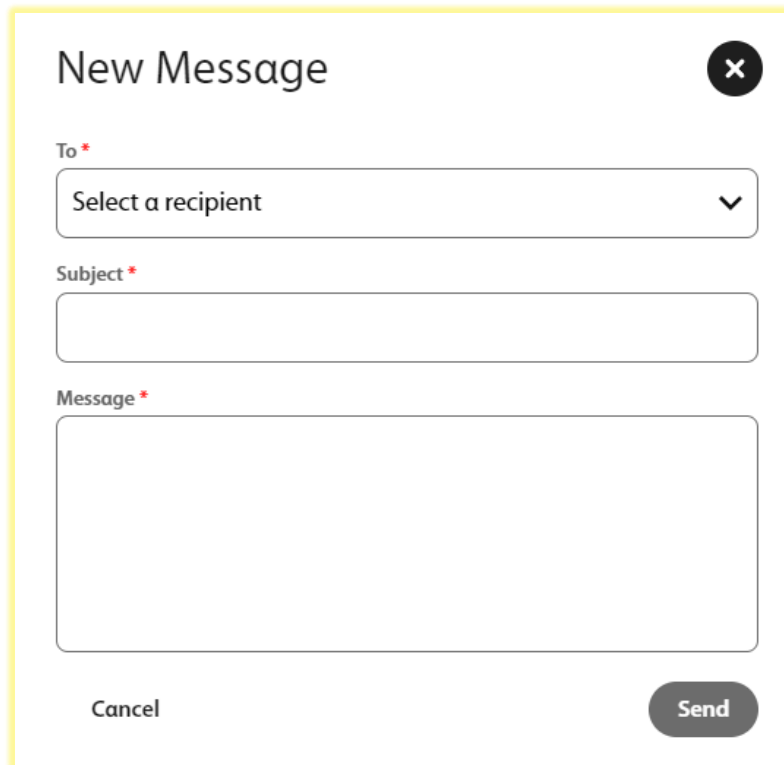
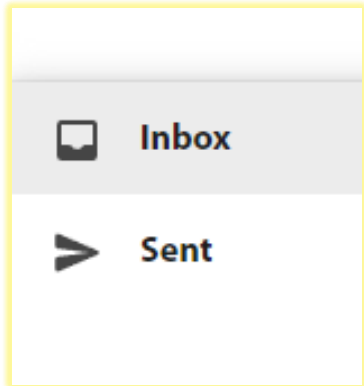
Voices Elementary

All assigned & unassigned work | All assigned work

Activities, Assignments & Tests	Score	Assigned Work Completed	Unassigned Work Completed	Time Spent	
Unit 1: Who am I?					
Unit 1: Unassigned activities		67%	4%	23 sec	View
Voice Test		0%			View
stvoices	90%	100%		34 min 46 sec	View

Переглядайте свій прогрес і оцінки за вправи в зручному форматі.

- Ви побачите:
- ✓ Середній бал.
 - ✓ Відсоток виконаної призначеної роботи.
 - ✓ Відсоток виконаної непризначеної роботи.
 - ✓ Загальний час, який ви витратили на всю практику, вправи та тести.



A screenshot of the 'New Message' form. It has a title 'New Message' with a close button (X) in the top right corner. Below the title are three input fields: 'To *' with a dropdown menu showing 'Select a recipient', 'Subject *' with an empty text box, and 'Message *' with a large empty text area. At the bottom, there are two buttons: 'Cancel' on the left and 'Send' on the right.

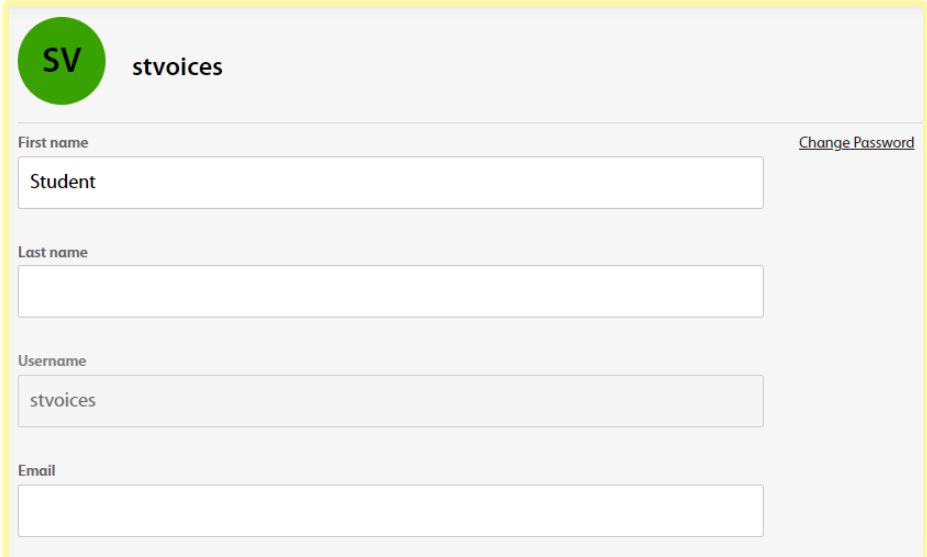
З приводу нагальних питань у навчанні обмінюйтесь повідомленнями з:


- адміністратором навчального закладу
- своїм викладачем
- однокласниками

От майже і все! Залишилося розповісти вам про дві позначки справа вгорі.

Тут вас чекають:

- ✓ ваш особистий кабінет
- ✓ зручна підтримка з відео та покроковими порадами



 stvoices

First name [Change Password](#)

Student

Last name

Username

stvoices

Email

От майже і все! Залишилося розповісти вам про дві позначки справа вгорі.

Тут вас чекають:

- ✓ ваш особистий кабінет
- ✓ зручна підтримка з відео та покроковими порадами

NGL Spark Help

Who are you?


Primary Student
Help for primary students and their parents.


Secondary or Adult Student
Help for secondary and adult students.

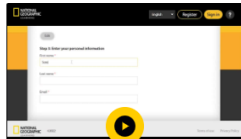

Instructor

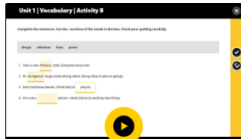

LMS Administrator

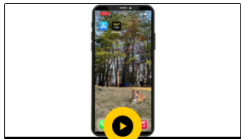

School Administrator


Spark Help
Searchable help information for using Spark.

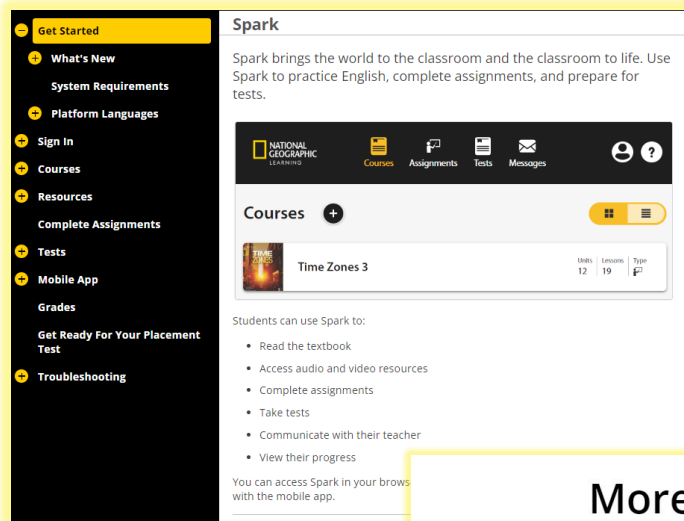
Video Tutorials


Self-Register for a Student's Account


Complete Assignments



Download the Student App


Access Resources



Детальні покрокові інструкції з найчастіше задаваних питань є на сайті help.eltngl.com/spark/student/olp.html

More Help



Contact Support

Support for Africa, Canada, Europe, the Middle East, and the United States. Make sure the region 🌐 shown at the top of this page is correct.

З будь-яких технічних питань, звертайтеся до [підтримки платформи](#).

Приємного навчання
на
ПЛАТФОРМІ
spark

spark

Bringing the world to
the classroom and
the classroom to life

