

Student's Book Walk-through

Welcome to Our World Second Edition, a three-level program for children between the ages of three and five at the preprimary school level, uses songs, games, activities, and real-world content to introduce the English language to children. Fun and fascinating information about the real world, with beautiful photography and supporting video, gives very young learners essential English language skills and knowledge to begin to learn about their world.

The **Unit Opener** uses engaging high-interest photos of people, places, and animals around the world to introduce the theme and draw children into the unit, encouraging communication. The **NEW About the Photo** feature in the Lesson Planner provides helpful information about the photo.




The Unit Opener lesson introduces the first two to three **target vocabulary** words that connect to the main photo and help prepare children for the chant. The **Unit Chant** supports the theme and incorporates target vocabulary and sounds. The rhythm of each chant makes it fun and easy to learn and remember.

The **Listen to the Song video segment** shows children in the song's country of origin singing the song in English. The video introduces the **Unit Song** while providing an opportunity for cultural awareness.




NEW lesson titles and activity direction lines make the Student's Book easier to use.

Target vocabulary is presented through photos that clearly convey the meaning of each word.

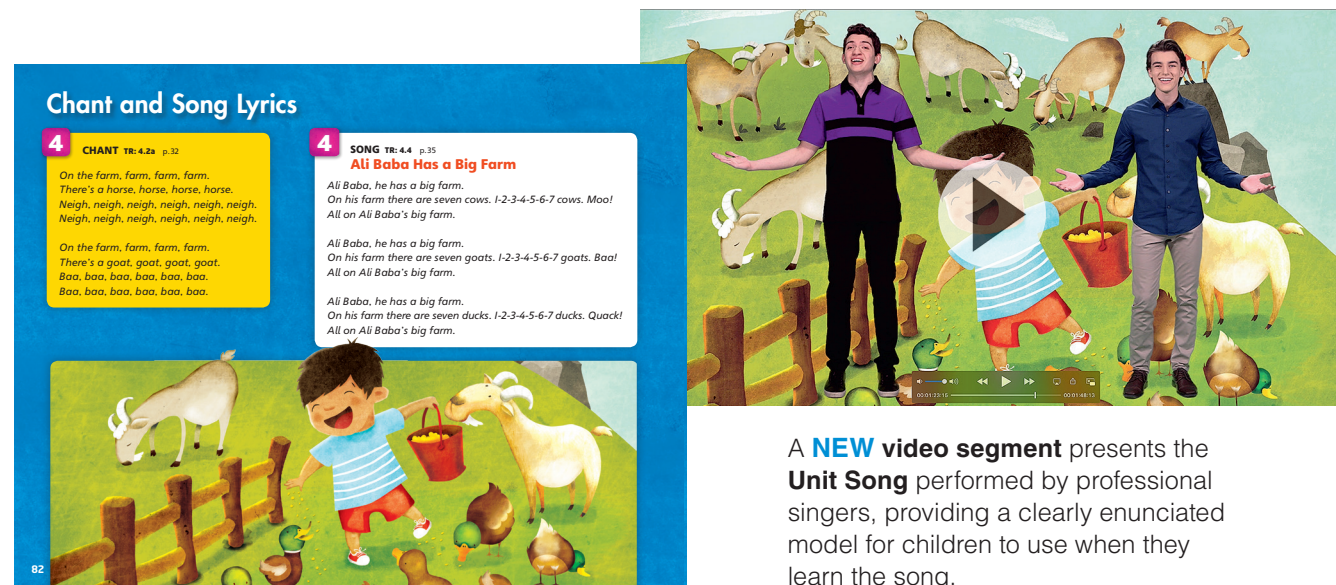


Two **NEW video segments** with animation reinforce the vocabulary.



The **Vocabulary Practice** lesson gives children the opportunity to actively work with target vocabulary and provides practice with essential prewriting skills, such as pencil control, tracing, matching, and other activities that help them develop fine motor skills.

Each unit features a **traditional song from around the world** that connects to the theme of the unit and provides practice with the target sound from **The Sounds of English**, the **target vocabulary**, or both. The Lesson Planner and worksheets provide support for The Sounds of English. The *Welcome to Our World* songs help children learn English, introduce them to other cultures, and engage them in a lively classroom atmosphere. All of the songs are included in the audio on the Teacher Companion Site.




The **NEW Chant and Song Lyrics** pages in the back of the Student's Book provide the lyrics to the **Unit Songs and Chants**, making it easy for teachers and parents or caregivers to follow along.

A **NEW video segment** presents the **Unit Song** performed by professional singers, providing a clearly enunciated model for children to use when they learn the song.


Student's Book Walk-through

Concepts such as **colors**, **numbers**, and **shapes** are presented visually and reinforced through a variety of activities. The concept words are drawn from the curriculum areas of science, math, and language arts, and are included in the **Student's Book Audio**.

CONCEPTS Listen, point, and say. TR.4.5





Six ducklings





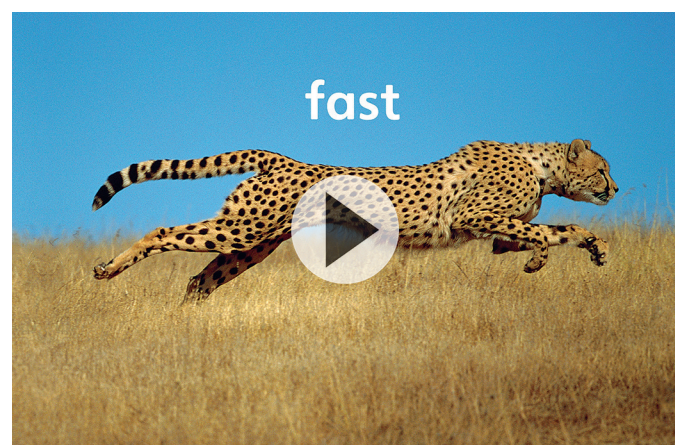
Seven ducklings

PRACTICE Trace, stick, and say.

The **Concepts Practice** page often involves a sticker activity, which adds an extra element of fun and helps children practice hand-eye coordination and fine motor skills.

4 Animals on the Farm Stickers

A **NEW** video segment with animation reinforces the **concepts**.

Language in Use models and activities provide children with opportunities to use the vocabulary and concept words in natural, functional contexts.

The **Project** extends and completes the unit with a theme-related fun craft that gets children using the language.

LANGUAGE IN USE Count, listen, and say. TR.4.6




38 Unit 4

PROJECT Make a duck mask.



39



The series mascots present the **Language in Use** models in a **NEW** animated video segment.

NEW mid- and end-of-level **Review** lessons provide additional practice with the concepts and target vocabulary.

NEW mid- and end-of-level **Games** motivate children by providing fun contexts for practicing the language they have learned.

REVIEW Listen and draw lines. TR.4.7



40 Units 1-4

GAME Play and say.



41

The **Welcome to Our World Second Edition Activity Book** reinforces and consolidates the Student's Book instruction by providing additional skills practice for **Vocabulary**, **Concepts**, the **Unit Song**, **The Sounds of English**, and **Language in Use**. Prewriting activities in Levels 1 and 2 help develop fine motor skills and prepare children for additional writing practice with letters and numbers in Level 3. The Activity Book also includes unit **Reviews** along with mid- and end-of-level Reviews. All activities can be completed with a teacher in the classroom or at home with a parent or caregiver. The audio for listening activities is available on the Student Companion Site and the Teacher Companion Site.

4 Animals on the Farm

VOCABULARY Listen, Trace and say. TR: AB.4.1

17

NEW lesson titles and direction lines make it easy to navigate through the unit and make connections with the corresponding Student's Book lessons.

SONG Listen. Circle the animals. TR: AB.4.2

THE SOUNDS OF ENGLISH Listen and say. Circle. TR: AB.4.3

18 Unit 4

CONCEPTS Count and circle.

Unit 4 19

The **Sounds of English** activities strengthen phonemic awareness skills through listening and speaking practice.

NEW **Language in Use** practice activities combine prewriting with listening and speaking practice, providing additional opportunities to use target vocabulary and concepts in real-world contexts.

LANGUAGE IN USE Listen, Trace and say. TR: AB.4.4

How many horses are there? There are 3 horses.

20 Unit 4

The **Welcome to Our World Second Edition video program** can help support, present, and review content from the Student's Book.

The **Student's Book Video**, available for both children and teachers online, includes the following six segments:

- Scene 1 **Vocabulary:** the first two to three target vocabulary words in the unit
- Scene 2 **Listen to the Song:** the unit song performed in English by children in the song's country of origin
- Scene 3 **Vocabulary:** all of the target vocabulary words in the unit
- Scene 4 **Sing Along:** the unit song performed by professional singers
- Scene 5 **Concepts:** the concepts presented through photos and animation
- Scene 6 **Language in Use:** the communicative language model presented by the series mascots



The **Teacher Video**, available online, features the following song video segments available for teachers:

- **Unit Song:** An additional version sung by children in classrooms from around the world in their own language can be used by the teacher in class to give children a fun introduction to the culture of origin of each song.
- **Getting Ready: Song Overview**
- **Getting Ready: Learn the Gestures**
- **Getting Ready: Teach the Song**
- **Routine Songs and Alphabet**

Professional Development Videos, also available online for teachers, feature Dr. Joan Kang Shin presenting a variety of helpful teaching ideas and techniques, including segments on:

- introduction to the music program
- using songs with very young learners
- adapting songs to different cultures
- using games in the classroom
- keeping children's attention
- making and using puppets
- making and using play dough



ELTNGL.com/OurWorldPD