


The Ultimate Checklist For Setting Up Your 1st Grade Classroom



The Ultimate Checklist For Setting Up Your 1st Grade Classroom

ABA rule Always Be Approachable!


- Create a welcoming environment.** Make sure your classroom is a place where students feel comfortable and safe. This means decorating with bright colors and cheerful images, and adding personal touches to the space.
- Get to know your students.** Take some time to get to know your students as individuals. This will help you create a more positive and productive learning environment.
- Be patient and understanding.** First graders are still learning, so be patient with them as they master new skills.
- Celebrate successes.** When students do something well, be sure to praise them and celebrate their success. This will help them stay motivated and engaged in learning.
- Provide support for families.** Prepare welcome packets with important class information for parents.



The Ultimate Checklist For Setting Up Your 1st Grade Classroom

ABC rule 🤖 🔍 🌍 Always Be Curious!


- ❑ **Ask open-ended questions.** Open-ended questions are those that cannot be answered with a simple yes or no. They encourage children to think critically and creatively. For example, instead of asking "What color is the sky?", you could ask "Why is the sky blue?"
- ❑ **Have a "wonder wall" or "question wall" where children can post their questions.** This is a great way to encourage children to ask questions and share their curiosity with others.
- ❑ **Play games and puzzles that involve problem-solving and critical thinking.** This is a great way to help children develop their problem-solving skills and learn to think creatively.
- ❑ **Model curiosity yourself.** Be a role model for your students by showing them that you are curious about the world around you. Ask questions, explore new things, and share your discoveries with them.



The Ultimate Checklist For Setting Up Your 1st Grade Classroom

ABG rule 🙌🕒😊 Always Be a Guide!


- Create a routine.** This will help students know what to expect and feel more confident in your classroom. Establish a routine for things like arrival, dismissal, bathroom breaks, and transitions between activities.
- Post your classroom rules and expectations.** This will help students understand what is expected of them in your classroom. Make sure the rules are clear, concise, and positive.
- Encourage collaboration.** Learning is more effective when students work together. Encourage them to help each other and share ideas.
- Have a variety of activities available for students to do at their own pace.** This could include things like reading, writing, colouring, puzzles, and games.



The Ultimate Checklist For Setting Up Your 1st Grade Classroom

ABP rule Always Be Prepared!

- Gather your supplies.** This includes things like student's books, workbooks, pencils, paper, crayons, markers, scissors, glue, rulers, and other classroom essentials.
- Plan your classroom layout.** Think about how you want to create different learning zones. You'll need a space for whole-group instruction, as well as areas for small group work, independent activities, and reading.
- Set up your classroom library.** Make sure you have a variety of books to choose from. You can also create a cozy spot where students can curl up with a good book.
- Organize your materials.** This will help you stay organized and efficient throughout the school year. Label everything clearly so that students can easily find what they need.



The Ultimate Checklist For Setting Up Your 1st Grade Classroom

ABS rule 🧑 🚶 🏃 **Always Be Strategic!**

- Take our books to your classroom.
- Send families home-school connection letters.
- Pick up Quizlet cards for new words practice.
- Pick up Wordwall games to further it.
- Use authentic audio and video materials.
- Revise with our video lessons.
- Visit our webinar library.
- Become a part of our community.



We want to support your teaching!

